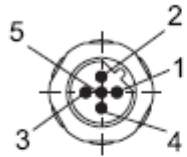


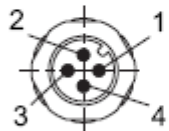
Multiturn ENF 90 Profibus-DP

Anschlussbelegung M12 Steckerversion:



Bus in:

Signal :	–	BUS-A	–	BUS-B	–
Pin:	1	2	3	4	5



Spannungsversorgung:

Signal :	U _B	–	0 V	–
Pin:	1	2	3	4



Bus out:

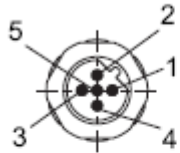
Signal :	BUS_VDC	BUS-A	BUS_GND	BUS-B	Schirm
Pin:	1	2	3	4	5

Signal :	ENC.		BUS IN			BUS OUT			ENC.		Shield ¹⁾	
	+V DC	GND	GND	B	A	A	B	GND	GND	+V DC		
Klemme	1	2	3	4	5	6	7	8	9	10	11	12

¹⁾ nur bei Device-Net Profil

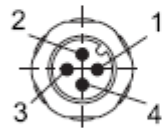
Multiturn ENF 90 Profibus-DP

Terminal assignment M12 Connector version:



Bus in:

Signal :	–	BUS-A	–	BUS-B	–
Pin:	1	2	3	4	5



Power supply:

Signal :	U _B	–	0 V	–
Pin:	1	2	3	4



Bus out:

Signal :	BUS_VDC	BUS-A	BUS_GND	BUS-B	Shield
Pin:	1	2	3	4	5

Signal :	ENC.		BUS IN			BUS OUT			ENC.		Shield ¹⁾	
	+V DC	GND	GND	B	A	A	B	GND	GND	+V DC		
Pin:	1	2	3	4	5	6	7	8	9	10	11	12